



THE SCOOP

Citizen Canine Dog Owners' Association Newsletter

Volume 1, Issue 2 Spring 2005

Trail Etiquette for Dogs and Their Owners

With the good weather returning, it's time to head out hiking with your dog. Follow these guidelines to keep the peace between dog owners and other park users.

by Mark Hawkes

Picture this: You and your dog Rover are strolling along the trail at Thetis Lake Park when two young boys come running at you shouting and jabbing each other with sticks. Oblivious, they crash into you knocking Rover to the ground. The boys bound off into the underbrush, trampling plants and frightening wildlife. When their parents finally appear on the scene, they are completely unaware of their children's behaviour. You and Rover continue your walk, only to be confronted by a teenaged boy wearing a spiked collar. He glares at you threateningly, while toying with a wicked-looking knife. Far behind him on the trail, his father calls out: "Jimmy, come here! Jimmy! Right now!" When there is no response, he adds for your benefit: "It's ok. He's friendly."

Sound familiar? Well, replace the boys with out-of-control dogs and you'll understand how some people feel about visiting parks where dogs are allowed off-leash. Everyone has the right to enjoy our parks without interference from people or dogs. Responsible dog owners understand and respect this and they follow these trail etiquette guidelines when hiking with their dogs in public parks.

Have your dog under control

Before you ever let Rover off-leash, first make sure he is under control. It's a good idea to teach your dog the basic obedience commands. Sit, down, stay, and heel are all required skills for a good canine citizen. But the most important of all if you plan to let your dog off-leash is the recall. Your dog must come to you when



you call or whistle the first time. If you do not have a rapid and reliable recall, you cannot be said to have your dog under control. And if your dog is not under control he should not be off-leash in public places.

On-leash manners

Even when Rover is on a leash, you need to watch him. When passing other dogs or people on the trail, he should walk calmly by without barking or straining towards them. Remember that for a non-dog person or a small child, even a dog's harmless attempt to sniff can be intimidating. Learn to read people's body language and if you suspect that someone is fearful of Rover, step off the trail and have him sit quietly to one side as the person walks by. Your consideration will be greatly appreciated.

In this
issue...

Travelling with
Your Dog

plus

Victoria
Adoptables

Ask a Dog Expert

Citizen Canine
Calendar

Editor: Joanna Pettit
Production: Jaimee Gadsden

Contributors: Colin Carson,
Dr. Eva Dudzik, Mark Hawkes,
Dr. Mary Ann Leason, Linette
McElroy and Julia Nowosielska

Citizen Canine Directors

President: Colin Carson
Vice President: Helen Zeilstra
Secretary: Kathy Mitten
Treasurer: Joanna Pettit
Steering Committee Chair:
Mark Hawkes

The Scoop is published quarterly by Citizen Canine Dog Owners Association and is distributed by e-mail to those on our contact list.

Opinions expressed in articles in this newsletter are those of the authors and are not necessarily endorsed by Citizen Canine.

Please send letters to the editor and submissions to Citizen Canine by email to newsletter@citizencanine.org

Letters and submissions must be signed by the author and may be edited for content and length.

Citizen Canine Dog Owners Association is a registered society in British Columbia. Our goals are to promote and protect the interests of dog owners in the greater Victoria region through advocacy, education and community building. To join Citizen Canine, complete a membership form from this publication or join on-line through our website at www.citizencanine.org

Citizen Canine Dog Owners Association
Cook Street RO,
PO Box 23078,
Victoria, BC. V8V 4Z8

Off-leash etiquette

Be aware that even the friendliest dog can frighten some people or dogs by running up to them. Never let your dog out of sight and if he is running ahead, recall him when you see people approaching—including people with dogs. Keep your dog close to you while people pass by and if someone asks you to leash him while they pass, comply cheerfully.

Don't let Rover run up to meet another dog without checking with the owner first. Though your dog may be friendly, the other dog may not be. Your goal should be to avoid negative incidents at all times. Also, in order to minimize Rover's impact on the park environment, keep him on the trail and don't let him chase birds or other wildlife. If you do not have that degree of control over your dog, he is not yet ready to be off-leash.

Meeting other dogs

When unknown dogs approach Rover, keep his attention on you so you can either walk on by or have him sit calmly by your side while the other dog passes. If your dog has fear issues or aggressive tendencies, tell the approaching owner right away and politely ask them to call their dog away. Some won't and some won't be able to—so be prepared. There are numerous strategies to ward off exuberant or aggressive dogs. Try tossing a handful of treats at the interloper or carry a water pistol and give a couple of good squirts. These techniques will distract most dogs so you can make your getaway.

Model Responsible Behaviour

When you have good control of your dog you can help other dog owners become more responsible. If another dog is greeting yours and you hear the owner calling to no avail, you can help by putting Rover in a sit or down

so he is less interesting to the other dog. And always, always pick up after your dog on the trail. Carry an extra bag so you can offer it to anyone who is ignoring what their dog has deposited. In the long run, peer pressure is often more effective than bylaws.

Good canine etiquette will go a long way towards creating good will and increased tolerance for dogs in public parks. The more responsible dog-owners and well-behaved dogs we have on our park trails, the more likely we are to keep our off-leash privileges. Rover depends on you for this.

A longer version of this article including guidelines for meeting up with horses and bicycles can be found on www.citizencanine.org



THE SCOOP

Last issue we asked our readers for help in naming our new Citizen Canine Newsletter. We got some great suggestions—so many in fact, that we had a hard time choosing. But we finally decided to call our publication **The Scoop**. It's short and to the point. **The Scoop** will give you the scoop on what's happening in Victoria's canine community. The name may also serve as a not-so-subtle reminder of our responsibilities as dog owners.

No Dogs Allowed—

A City's Endorsement of Fear?

by Colin Carson

Changes are coming to Victoria's dog bylaws. Starting later this spring, six neighbourhood parks in Victoria will become leash-optional for a few hours every day. Dog owners in the city have been lobbying for years to get more park areas where they can take their dogs to play and exercise off-leash. Victoria, perhaps the last major municipality in Canada to have a virtual ban on off-leash recreation, has finally agreed to provide more access to its large dog-owning population.

Simple enough? You'd think so. But despite national acceptance and broad regional public support for such access, the fear of a public backlash has prompted a move by Council to provide "balance" through the creation of "No Dog" areas. At the same time as the leash optional areas open, every playground in the city plus a portion of Beacon Hill Park adjacent to Douglas Street will be designated completely off-limits to dogs.

It's unfortunate that Victoria has chosen to mix the good news with the

bad for dog owners in Victoria by introducing these bans. And I won't go into the pitfalls of the process that produced them, including the lack of supporting evidence and refusal to ask for public input. Instead I'd like to consider the ban's impact as social communication.

There is no doubt that public policy creates its own realities. It impacts the accepted truths or norms about many things. Social communication extends this into the public consciousness by means of various media.

In this case the media will be signage—fifty or more signs around the city with a clear message: No Dogs Allowed. Certainly this will have a direct legal impact on dog owners. But its other effect will be to endorse and promote to the public at large a certain concept about domestic dogs—that they are dangerous. The endorsement of fear is that much more powerful because it appears the city considers that dogs, even under the control and restraint of leash, present an unacceptable risk to the public, to children, and to herons and other wildlife in parks.

Clearly there are times when endorsing fear makes sense—to encourage the use of seat belts, for example, or to stop people from smoking. But history is also littered with examples where promotion of irrational fear results in catastrophe. What the social consequences of this unprecedented, and to date unjustified, dog ban will be is hard to tell. Just the threat of breed bans in Ontario led to persecution of dogs and their owners by some of its residents.

All dog owners in the region, even those who don't use playgrounds or Beacon Hill Park, should see this prohibition as a profoundly troubling message—one that will make reversing unsubstantiated fear and exclusion of dogs and their owners in the region a lot more difficult.



Second Annual
everybody and their dog
walk
leashes optional
prizes, raffles, demonstrations and more!
Sunday May 1st
11am-1pm
Beaver Lake Park
For more information please contact Kathy at 595-7164

Last April Citizen Canine held its first leash-optional dog walk at Beaver Lake Park. More than 150 people with their dogs came out to meet each other, walk together, and have fun. The event was so successful that we're going to make it an annual celebration for the dog owning community.

This year's event will be sponsored by Pets Can Stay (www.petscanstay.com), the national certification and marketing body for accommodation providers that accept pets. Additional co-sponsors for the event include Petcurean Pet Nutrition and the Burnside location of Bosley's Pet Food Plus. Event attendees will receive a free gift bag with donation or paid membership including Go! Natural Pet Food, a copy of The BC edition of the Pet Directory and a free Pets Can Stay Travel Card while supplies last.


There will also be prizes and demos, as well as the opportunity to try the Canine Good Neighbour Fun Test. Mark your calendars for Sunday May 1. The walk begins at 11:00. We hope you and your dog can join us this year.

Check out our website for more information. If you can help out with prizes or volunteer at the event, contact Kathy at 595-7164.



Spotlight On...

Victoria Adoptables



By Julia Nowosielska

This new service helps pets in Victoria find "forever" homes.

Are you looking for a new pet? Visit the Victoria Adoptables website and take advantage of this great opportunity. The website has pages of photographs and information about pets available for adoption at the CRD Pound located at 5401 on the Pat Bay Highway. Think of it as the virtual menu of pets for people who are looking to add a new member to their family.

Victoria Adoptables is the brain-child of Carol Broad, who wanted to help the public become more aware of animals needing adoption in Victoria. To help Carol, Jill Oakley from Chelco Farms Border Collie Rescue and Carol Sonnex of

Greater Victoria Animals' Crusaders have made themselves available. As well, there are three dog trainers who volunteer their time each week to provide some of their own insight into the dogs' characters and offer some expert help to make the dogs more adoptable.

The website makes it easy to visit with such pets as Tundra, a playful female Malamute cross puppy about six months old, who needs an owner willing to spend time on obedience training. Or Duke, an active young male Lab cross, who is confident and playful and eager to learn. Duke has been waiting a long time for an energetic and committed owner. These are just two of the wonderful animals available for adoption.

Victoria Adoptables isn't just about dogs. If you are looking for a cat or some other creature, this website is a great place to start your search—all without leaving the comfort of your home. Most of the featured animals are stray or abandoned animals in a range of ages, breeds and sizes. If you are looking for a specific breed, Carol has a wealth of information to help you out.



Duke

The group also holds some public events to raise funds for their work on behalf of animals in Victoria. In May they will hold a garage sale at 4735 Rosehill Road (in Royal Oak) that will benefit Chelco Farms and Greater Victoria Animal Crusaders. On June 4 they are putting on a pancake breakfast and dog walk at Beaver Lake. Check their website for more details about these events.

And if you, or anyone you know is looking for information about dogs and other animals available for adoption in Victoria, please visit the website at

www.victoriaadoptables.com



Jack

Ask a Dog Expert



Citizen Canine is fortunate to have an advisory committee of dog experts who offer their expertise from time to time. If you have a question related to dog health, behaviour or training, just send it to us by e-mail at newsletter@citizencanine.org

I recently heard that grapes are toxic to dogs. Is this true and why?

There has been a lot of concern recently over grapes and raisins in the U.S. The ASPCA Poison Control office reported 140 cases of grape toxicity last year. The symptoms ranged from vomiting to death from renal failure. It appears some dogs are more sensitive to grapes than others. At this time no one knows which part of the grape is toxic and which breeds may be more susceptible. It seems that many dogs can eat quite a few grapes or raisins and never get sick. But one report stated that an Australian Shepherd died after ingesting one cup of raisins.

So although many veterinarians will quote that they themselves have fed grapes or raisins to their animals without any problems, I would suggest that you do not feed them to your dogs or cats until more information is available. Grapeseed extract may not be the same, but I would still be careful about oversupplementation of this product.

Dr. Eva Dudzic

I go hiking a lot with my dogs and I will find ticks quite often afterwards. I am aware ticks carry Lyme Disease. I have brought them to the vet for antibiotics when I have found the ticks but I don't want to put

my dogs on antibiotics every time I find a tick. What safe products can I use to prevent the ticks?

Well, you're in luck because the newer generation tick collars available in Canada are very safe. Three products are available: Preventic collar, Preventic spray and the Ovicollar plus. They all work by killing the tick on contact and preventing it from attaching. The nice thing about the Preventic collar is that you can use it only for your walks and it is still very effective. The spray would be applied just prior to the walk.

The Ovicollar plus fleas as well as ticks. All three are available by special order from your veterinarian. The commercial flea and tick collars use older generation pesticides that just aren't as effective as the veterinary products.

I have heard of people spraying their dogs with lemon juice and water prior to walks but I can't comment how effective it may be. Since every tick could be a source of Lyme Disease, I recommend you use one of these safe, effective products.

Dr. Eva Dudzic

Dr. Eva Dudzic graduated from the Western College of Veterinary Medicine and has a strong interest in internal medicine and behaviour.

Every time the doorbell rings, my dog Buddy goes bananas! He barks like crazy, dashes to the door, and jumps on anyone who comes in. He gets so excited I can't do anything with him. It's really embarrassing. I've tried everything but nothing works. What to do?

Any time you don't like what a dog is doing, train him to do something else instead. Maybe you'd like him to sit quietly when the doorbell rings? You can train Buddy to do that—if you go step by step.

First step: Train Buddy to "sit-stay" on a mat near the door. Next step: Practice with a friend. Tell Buddy to "sit-stay" while your friend comes in the door. You stay with Buddy to help him "stay". Treats will make it worth his while. Practice several times every day, until Buddy has mastered it. Next stage: Add a knock, then the doorbell. Lots of treats when Buddy stays sitting!

Last stage: Leave Buddy in his "stay" while you go and let your friend in the door. Start with no knock or doorbell; add those as he learns the routine. Until you finish the training, keep Buddy in another room when a real visitor comes, so he doesn't fall back into his old habits.

Mary Anne Leason, Ph.D.

Dr. Mary Anne Leason is a registered psychologist and a certified pet dog trainer.

Bone Voyage!

Some down-to-earth advice for travelling with your dog.

by Linette McElroy

Uh-oh. There's that black bag. Time to find a good hiding spot, or it'll be off to Kennels R Us again for me...

We've all received 'the look' from our dog at one time or another. You know. The one that tempts you to sneak out the back door with your luggage while your dog is occupied with his chew toy. This summer, why not bring your canine comrade along? There's never been a better time to travel with your dog. In fact, with a little bit of planning, and an extra piece of luggage (or two), it could become a habit!

Trouble-shooting for a Terrific Trek

Ready? Set? Go!

No matter where you're going, or how you plan to get there, preparing your pet is a must. At least two weeks before the big day, take your dog to the vet for a check up. More than purveyors of vaccinations and great dog biscuits, your vet is the best person to advise you about how to safely travel with your dog.

Planes, Trains, Automobiles, and Ferries!

Every mode of transport has its own particular set of rules, regulations and requirements. Find out what they are ahead of time, and plan accordingly.

Identification, Identification, Identification.

Make certain that your pet's ID tags

carry both your name and your pet's, as well as contact information. Most importantly, make certain your pet is wearing their ID at all times! If your pet will be flying, make sure his kennel is labelled with all of this same info, as well as your itinerary and destination contact information.



Pack the Paperwork!

This includes dog licence number, up to date health certificates, proof of vaccinations, and a recent photo of your dog – just in case one of you wanders off without the other.

Climate Control

NEVER leave your dog unattended in an uncontrolled climate—like your vehicle. This is especially true in warmer months, but many urban dogs can't tolerate the cold, either.

Oh Behave!

Some basic obedience training (sit, stay, come and quiet) can make the difference between being asked to leave and being asked back.

To Leash or Not to Leash?

Many municipalities offer leash-optional areas. Even so, in unfamiliar settings, a leash may be the only way to ensure your travelling dog doesn't become a lost dog, or worse. Away from home, it's best to take extra precautions.

Always Pick Up

No explanation required, right?

No Room at the Inn?

More and more accommodations are welcoming four-legged guests. However, there may be a limited number of these rooms available—especially during peak travel times. Avoid disappointment (and sleeping in the car) by booking ahead. Accent Inns offer pet friendly rooms across B.C., as do most Fairmont and Westin hotels, nationally and internationally. You can also find out about pet-friendly accommodations through websites such as www.petscanstay.ca or www.petfriendly.ca.

Hotel manners

Housekeeping and room service staff will appreciate being alerted that your dog is present (and on a leash!) before they enter. For everyone's safety, do not leave your dog unattended in the room.

Happy Trails!

We Dogs Want to Try the Fun Test!

Come on you guys—R-R-RUFFF!
Give us a chance to show our stuff.

We dogs want to try taking the Canine Good Neighbour Fun Test. It's a great way for us to show off our good manners in twelve every-day situations.

Come on now—you've given us the training and we have the skills. We know how to sit and stay and lie down. And we love to meet friendly dogs and get pats from new people. (ARF ARF!) We dogs do the work. All you have to do is be at the other end of the leash.

The fun tests are a great way for us to practise for the Canadian Kennel Club's CGN test. Citizen Canine volunteers are ready and willing to set up a practice test in a nearby park or community centre or wherever you want. Just get together with a few other dog owners and contact Citizen Canine to set up a date and a place so we can try it out.

If you want more information about the twelve situations on the CGN test, just go to Citizen Canine's website at www.citizencanine.org and click on the Fun Test link. It's for fun and it's for free. So what are you waiting for? Drop them a line at cgn@citizencanine.org.

We're good dogs aren't we?



Citizen Canine's Spring Calendar

April 23—Little Paws Rescue Garage Sale

Located at the SPCA on Burnside near Napier, new and used items for sale including pet and non-pet related items. The sale runs 9am to 6pm. All proceeds to aid Little Paws Rescue.

Further info: www.littlepaws.ca

May 1—Citizen Canine's "Everybody and Their Dog" Walk

Leash-optional walk starts at 11:00 on Sunday, May 1 Beaver Lake Park. All proceeds support Citizen Canine's educational and advocacy work.

Further info: www.citizencanine.org

June 4—Greater Victoria Animal Crusaders "Whiskers 'n' Wag" Dog Walk

Pancake breakfast by Chelco Farms at 8:00 followed by a dog walk, demos, prizes, displays and more, at the Beaver Lake Picnic Area. Pre-register by May 20 for \$10 entry at Bosley's on Burnside Rd. or at www.island.net/~gvac. Proceeds go to GVAC to help save animals.

Further info: 381-4744.

Puppy Kindergarten, Basic Family Dog, and Step Beyond Obedience

All classes 6 week duration, Sunday May 15 to June 19. Cost \$65 Jane Beauchamp, Commonwealth Place. Further info: 475-7600

Basic Family Manners Classes

Using a positive and motivational approach, learn how to train and maintain the behaviours you want from your dog. Evening classes, March 16 - May 4. Cost: \$135.00 Further info: Darcie Jennings, 216-2416

Agility Classes — Puppies to Adult

Daytime and evening classes with an experienced motivational Trainer, member of Canadian Association of Professional Pet Dog Trainers (CAPPDT) since 1999.

Further info: France Jackson, 652-3554 or www.avidagility.com

Pet Manners 1&2 and Growl Classes (for fearful or dog-aggressive dogs)

Evening classes beginning March 30 and May 11. All skills taught using positive reinforcement. Also Competition Obedience and Rally-O classes. Further info: Monique Anstee, Langford, 642-0869 or naughtydogge@shaw.ca

Puppy Socialization and Canine Manners Classes

Reward based training classes in a new facility in Saanichton. Private lessons and behaviour counselling also available.

Further info: Dara Ashton, Breadner Veterinary Services, 652-9700

Puppy classes, Home Manners, Obedience, Rally-O, and Growl Classes.

All instructors are professional dog trainers and CAPPDT members. Classes use positive methods to teach both the dog and the human skills for living in the real world. Classes are held Monday - Saturday. K9HQ Doggy Daycare Plus, Further info: 478-2273 or www.k9hq.ca






If you would like us to list an upcoming dog-related event, send us your details and we'll include it in our next issue. Email us at newsletter@citizencanine.org

Join Us—As a Supporting Member of Citizen Canine








Citizen Canine began in 2002 as a grassroots group to protect the interests of Victoria dog owners. Since then we've grown to over 1300 people from all around the Capital Region. Last year Citizen Canine incorporated as a non-profit society. Our goals are:

-  To advocate for inclusive policies on public access and acceptance of dogs and their owners in the greater Victoria region.
-  To develop and support programs that encourage responsible dog ownership and educate the public about dog behaviour.
-  To create a strong community of responsible dog owners through an information sharing network.

We invite you **to become an official supporting member of Citizen Canine Dog Owners' Association**. Anyone who supports our goals can become a supporting member by completing an application and paying the \$20 annual membership fee. All funds raised will go to support our advocacy, education and canine community building work.

Citizen Canine Supporting Membership offers the following benefits:

-  Opportunities to participate in a local group that protects the interests of dog owners
-  Voting privileges at Citizen Canine General Meetings
-  A Citizen Canine membership card and a Citizen Canine bandana for your dog
-  The option to receive mailed copies of **The Scoop**, our quarterly newsletter.
-  Future discounts at stores for pet-related goods and services

To become a supporting member, just complete the application below and mail it to us with the membership fee. If you don't want to be a supporting member, you can still get our e-mail updates—but we do need a broad base of supporting members to become an even stronger voice for dog owners in Greater Victoria.

CITIZEN CANINE MEMBERSHIP APPLICATION — 2005

I hereby apply for membership in CITIZEN CANINE DOG OWNERS ASSOCIATION

Name _____

Address _____

City _____ Postal Code _____ Municipality _____

E-mail _____ Phone _____

Dog(s) Name(s) and Breed(s) _____

Date: _____ Signature _____

Annual membership fee is \$20.00. Please enclose a cheque or money order made out to Citizen Canine. Send payment and payment and completed application to:

Citizen Canine, Cook Street RO, PO Box 23078, Victoria, BC V8V 4Z8